



# TRADITIONAL semi-custom

Available in  
PINE • MAPLE • OAK

[BACK TO TABLE OF CONTENTS](#)




Traditional WC\_3A1934.3618

**Note:** 36" h and 30" h cabinets have 4 adjustable shelves, 24" h has 2 adjustable shelves and 18" h has no adjustable shelves.



Chose from these finishes:



Traditional WC\_3A1909.6024

**Note:** for model 1909; 36" h and 30" h cabinets have 4 adjustable shelves, 24" h has 3 adjustable shelves and 18" h has no adjustable shelves.



Traditional WC\_3A1910.6624

**Note:** for model 1910; 36" h and 30" h cabinets have 4 adjustable shelves, 24" h has 3 adjustable shelves and 18" h has no adjustable shelves.

**All options and features shown on this page are shown in the Traditional style.**

**Built and finished for your home!**  
Woodcraft offers a selection of semi-custom sizes from our line of entertainment furniture and three factory finishes.

**Ordering Info:**

to order semi-custom cabinets add the width then the height after the model number.  
WC\_3A1909.6024 is 60" w x 24" h

**Mitered doors** are available on all Traditional Entertainment. Add "M" after the style code letter.  
style letter code      mitered door code  
Example: WC\_3AM1909.6024 is 60" w x 24" h with mitered raised panel doors.

.FP = FLAT PANEL DOORS

- \* Depth Modification available by request.
- \* Specify center opening width, if no center width is specified, all openings will have an equal width.

Products on this page are available for Finishing & Mitered Doors see page 86-87 for details



# HAMPSHIRE semi-custom

Available in  
PINE • MAPLE • OAK

[BACK TO TABLE OF CONTENTS](#)




Hampshire WC\_3W1934.3628

**Note:** 40" h and 34" h cabinets have 4 adjustable shelves, 28" h has 2 adjustable shelves and 22" h has no adjustable shelves.



Chose from these finishes:



Hampshire WC\_3W1909.6034

**Note:** for model 1909; 40" h and 34" h cabinets have 4 adjustable shelves, 28" h has 3 adjustable shelves and 22" h has no adjustable shelves.



Hampshire WC\_3W1910.6034

**Note:** for model 1910; 40" h and 34" h cabinets have 4 adjustable shelves, 28" h has 3 adjustable shelves and 22" h has no adjustable shelves.

**All options and features shown on this page are shown in the Hampshire style.**

**Built and finished for your home!**  
Woodcraft offers a selection of semi-custom sizes from our line of entertainment furniture and three factory finishes.

**Ordering Info:**

to order semi-custom cabinets add the width then the height after the model number.  
Example: WC\_3W1934.3628 is 36" w x 28" h

**Mitered doors** are available on all Hampshire Entertainment. Add "M" after the style code letter.  
style letter code      mitered door code  
Example: WC\_3WM1934.3628 is 36" w x 28" h with mitered raised panel doors.

.FP = FLAT PANEL DOORS

- \* Depth Modification available by request.
- \* Specify center opening width, if no center width is specified, all openings will have an equal width.

Products on this page are available for Finishing & Mitered Doors see page 86-87 for details





# FLUTED semi-custom



[BACK TO TABLE OF CONTENTS](#)



Fluted WC\_3H1934.3018

*Note: 36" h and 30" h cabinets have 4 adjustable shelves, 24" h has 2 adjustable shelves and 18" h has no adjustable shelves.*



Fluted WC\_3H1909.7230

*Note: for model 1909; 36" and 30" cabinets have 4 adjustable shelves, 24" has 3 adjustable shelves and 18" has no adjustable shelves.*




Fluted WC\_3H1910.6624

*Note: for model 1910; 36" and 30" cabinets have 4 adjustable shelves, 24" has 3 adjustable shelves and 18" has no adjustable shelves.*



Chose from these finishes:



**All options and features shown on this page are shown in the Fluted style.**

**Built and finished for your home!**

Woodcraft offers a selection of semi-custom sizes from our line of entertainment furniture and three factory finishes.

**Ordering Info:**

to order semi-custom cabinets add the width then the height after the model number.

Example: WC\_3H1934.3018 is 30" w x 18" h

Example: WC\_3H1910.6624 is 66" w x 24" h

Example: WC\_3H1910.6624 is 66" w x 24" h with raised panel doors.

- .FP = FLAT PANEL DOORS
- \* Depth Modification available by request.
- \* Specify center opening width, if no center width is specified, all openings will have an equal width.

Products on this page are available for Finishing

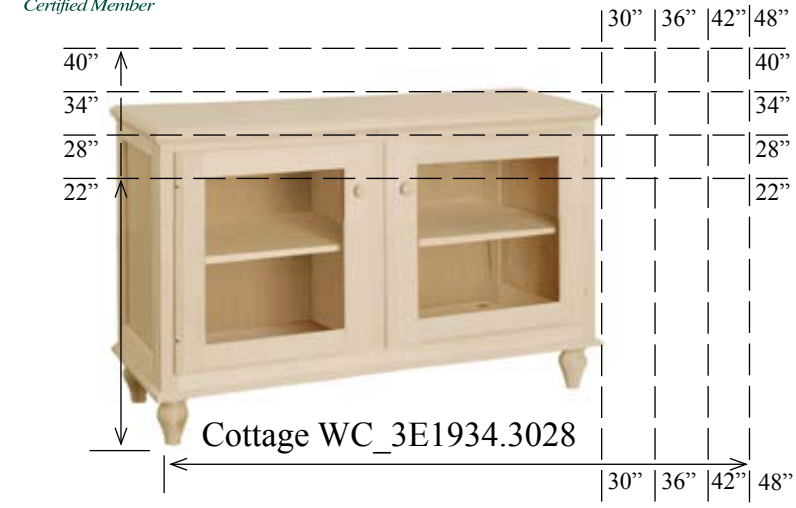
see page 86 for details



# COTTAGE semi-custom



[BACK TO TABLE OF CONTENTS](#)



Cottage WC\_3E1934.3028

*Note: 36" h and 30" h cabinets have 4 adjustable shelves, 28" h has 2 adjustable shelves and 22" h has no adjustable shelves.*



Cottage WC\_3E1909.5440

*Note: for model 1909; 36" and 30" cabinets have 4 adjustable shelves, 28" has 3 adjustable shelves and 22" has no adjustable shelves.*




Cottage WC\_3E1910.5434

*Note: for model 1910; 36" and 30" cabinets have 4 adjustable shelves, 28" has 3 adjustable shelves and 22" has no adjustable shelves.*



Chose from these finishes:



**All options and features shown on this page are shown in the Cottage style.**

**Built and finished for your home!**

Woodcraft offers a selection of semi-custom sizes from our line of entertainment furniture and three factory finishes.

**Ordering Info:**

to order semi-custom cabinets add the width then the height after the model number.

Example: WC\_3E1934.3028 is 30" w x 28" h

Example: WC\_3E1909.5440 is 54" w x 40" h

Example: WC\_3E1910.5434 is 54" w x 34" h with raised panel doors.

- \* Depth Modification available by request.
- \* Specify center opening width, if no center width is specified, all openings will have an equal width.

Products on this page are available for Finishing

see page 86 for details





# SHAKER semi-custom



Available in  
PINE • MAPLE • OAK • CHERRY

[BACK TO TABLE OF CONTENTS](#)



Shaker WC\_3D1934.3018

*Note:* 36" h and 30" h cabinets have 4 adjustable shelves, 24" h has 2 adjustable shelves and 18" h has no adjustable shelves.



Shaker WC\_3D1909.6630

*Note:* for model 1909; 36" and 30" cabinets have 4 adjustable shelves, 24" has 3 adjustable shelves and 18" has no adjustable shelves.




Shaker WC\_3D1910.7230

*Note:* for models 1910; 36" and 30" cabinets have 4 adjustable shelves, 24" has 3 adjustable shelves and 18" has no adjustable shelves.



Chose from these finishes:



*All options and features shown on this page are shown in the Shaker style.*

**Built and finished for your home!**

Woodcraft offers a selection of semi-custom sizes from our line of entertainment furniture and three factory finishes.

**Ordering Info:**

to order semi-custom cabinets add the width then the height after the model number.

Example:  
WC\_3D1909.3018 is 30" w x 18" h

Example:  
WC\_3D1909.6630 is 66" w x 30" h

Example:  
WC\_3D1910.7230 is 72" w x 30" h with raised panel doors.

- \* Depth Modification available by request.
- \* Specify center opening width, if no center width is specified, all openings will have an equal width.

**Products on this page are available for Finishing**

see page 86 for details




# FIVE STYLES

Cottage, Hampshire, Shaker, Fluted & Traditional



Traditional



Cottage



Fluted



Shaker

endless possibilities



Available in  
PINE • MAPLE • OAK • CHERRY